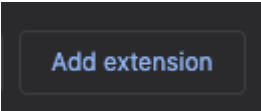



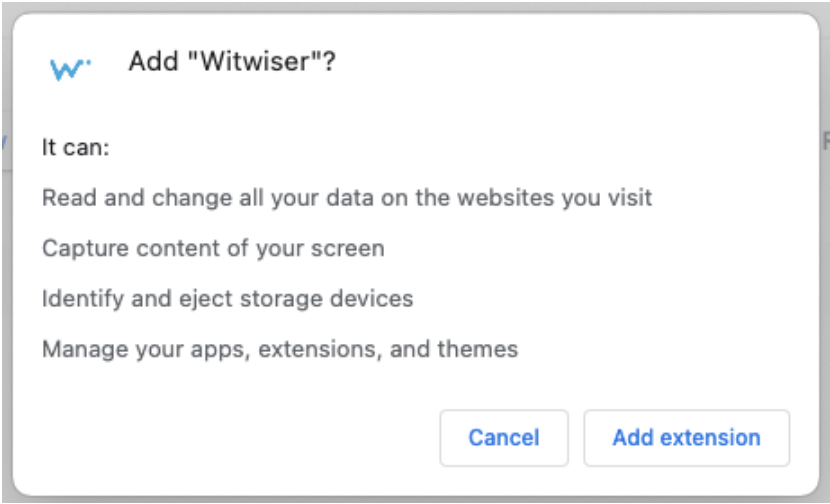
How to install Witwiser Chrome?



You may visit [Chrome Web Store](#) by clicking [this link](#). You are required to click button.



After clicking "Add to Chrome" button, you are required to click button.



Click [link](#) for the video



Do you still have a problem? Please visit [Witwiser Chrome plugin installed, but I can not start the exam](#) page

Related articles

- [How do I create a support request?](#)
- [Witwiser](#)
- [How can I create a new profile for Chrome?](#)
- [Frequently Asked Questions](#)
- [Webcam / Audio Problems](#)
- [Microphone Problems](#)
- [How to install Witwiser Chrome?](#)
- [Screen Sharing Problem / Mac OS](#)
- [Screen Sharing Problems](#)
- [System Requirements](#)
- [Virtual Machine Problems](#)
- [Witwiser Chrome plugin installed, but I can not start the exam](#)
- [How can I set the recommended settings of the Witwiser Chrome plugin?](#)